POLICAM MULTIWALL PLASTIC SHEET INSTALLATION GUIDE

Protective film should be removed after assembling. Do not expose the POLICAM PC MULTIWALL SHEET to the direct sunlight with protective film on it.

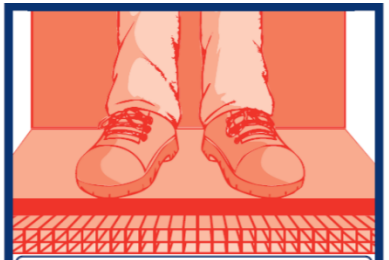

Walking on the POLICAM PC MULTIWALL SHEET should be avoided. If necessary, place a thick plank across the sheet width.

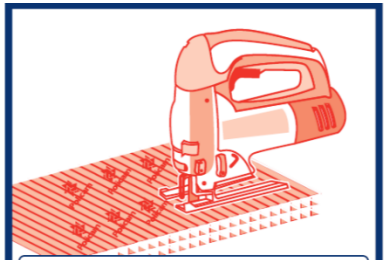

POLICAM PC MULTIWALL SHEETS can be cut by hand saw.

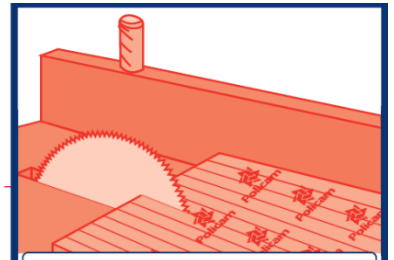

POLICAM PC MULTIWALL SHEETS can be cut by circular saw.

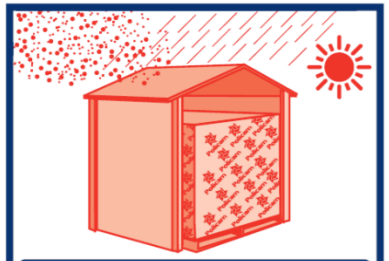

POLICAM PC MULTIWALL SHEETS should be stored flat in a closed, cool and dry warehouse.

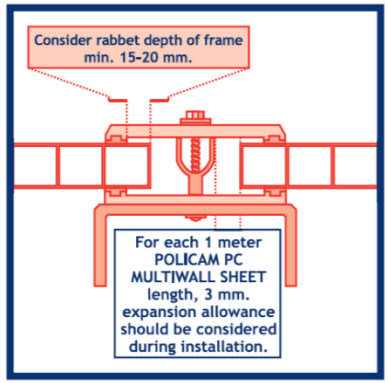

For each 1 meter POLICAM PC MULTIWALL SHEET length, 3 mm. expansion allowance should be considered during installation.

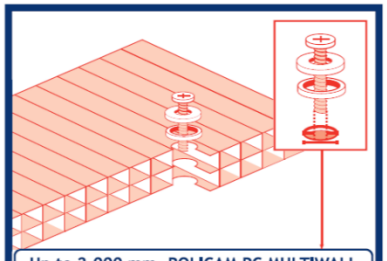

Up to 2.000 mm. POLICAM PC MULTIWALL SHEET length the hole should be drilled 6 mm. bigger than screw diameter. For each 1.000 mm. additional length 2 mm. should be added to this value.

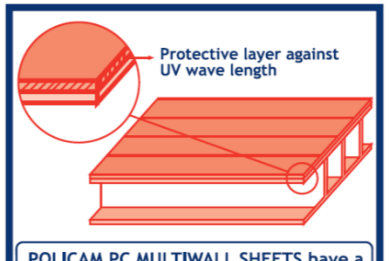

POLICAM PC MULTIWALL SHEETS have a protective layer against UV wave length. This layer is on the printed film side and marked as "UV". Install this side facing direct sunlight exposure.

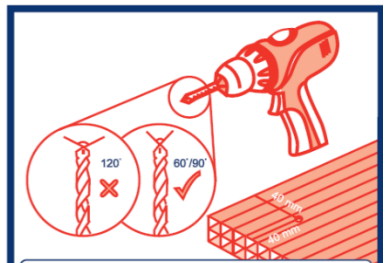

60°/90° drill bit should be used during drilling POLICAM PC MULTIWALL SHEETS.